Digit practice · 5 6 7 8 9

Level 1 of 5: trace every box

Date: _____

Name: _____

1 Look at the model and arrows 2 Trace the dotted digits

model dotted: trace



Move up when your child writes the digits clearly without needing the dots, not after a set number of sessions. Staying on a level, or going back one, is fine.
Digit shapes: common vertical U.S. print style. Your child's school may use a slightly different style. Follow the school.
Practice sheet, not a test or diagnosis. It does not replace therapy. Stop if the hand hurts. 15 mm squares · right-handed · mathit.net · draft Nov 2026

Digit practice · 5 6 7 8 9

Level 2 of 5: trace about two thirds of the boxes

Date: _____

Name: _____

1. Look at the model and arrows
2. Trace the dotted digits
3. Write the other boxes on your own



Move up when your child writes the digits clearly without needing the dots, not after a set number of sessions. Staying on a level, or going back one, is fine.
Digit shapes: common vertical U.S. print style. Your child's school may use a slightly different style. Follow the school.
Practice sheet, not a test or diagnosis. It does not replace therapy. Stop if the hand hurts. 15 mm squares · right-handed · mathit.net · draft Nov 2026

Digit practice · 5 6 7 8 9

Level 3 of 5: trace the first two boxes

Date: _____

Name: _____

1. Look at the model and arrows
2. Trace the dotted digits
3. Write the other boxes on your own

model	dotted: trace		write on your own								
											
											
											
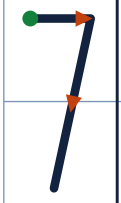											
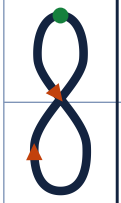											
											

Move up when your child writes the digits clearly without needing the dots, not after a set number of sessions. Staying on a level, or going back one, is fine.
Digit shapes: common vertical U.S. print style. Your child's school may use a slightly different style. Follow the school.
Practice sheet, not a test or diagnosis. It does not replace therapy. Stop if the hand hurts. 15 mm squares · right-handed · mathit.net · draft Nov 2026

Digit practice · 5 6 7 8 9

Level 4 of 5: trace only the first box

Date: _____

Name: _____

1. Look at the model and arrows
2. Trace the dotted digits
3. Write the other boxes on your own

model	dotted: trace	write on your own									
											
											
											
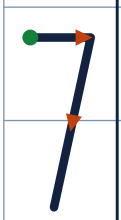											
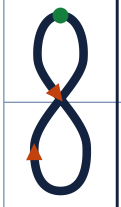											
											

Move up when your child writes the digits clearly without needing the dots, not after a set number of sessions. Staying on a level, or going back one, is fine.
Digit shapes: common vertical U.S. print style. Your child's school may use a slightly different style. Follow the school.
Practice sheet, not a test or diagnosis. It does not replace therapy. Stop if the hand hurts. 15 mm squares · right-handed · mathit.net · draft Nov 2026

Digit practice · 5 6 7 8 9

Level 5 of 5: no dots, model only

Date: _____

Name: _____

1. Look at the model and arrows
2. Write the other boxes on your own

model | write on your own

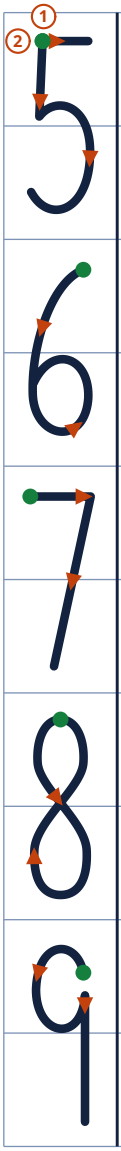

Level 5 is the last step. For more practice, use the from-memory page at the end.
Digit shapes: common vertical U.S. print style. Your child's school may use a slightly different style. Follow the school.
Practice sheet, not a test or diagnosis. It does not replace therapy. Stop if the hand hurts. 15 mm squares · right-handed · mathit.net · draft Nov 2026

From memory · 5 6 7 8 9

Date: _____

Do not peek at the other side. Write each digit twice.

Name: _____

seven

nine

eight

five

six

Self-check

Circle your two best digits on this page. Then check one box for each line:

	yes	almost	not yet
The digits fit inside their squares.	☐	☐	☐
The lines are steady, with no going back over them.	☐	☐	☐
The digits from memory look like the model.	☐	☐	☐

My hand after practice: ☐ fine ☐ a bit tired ☐ tired or sore

For the grown-up

Please do not correct with a red pen. Talk about the digits your child circled. One level page per session, about 10-15 minutes. Start at Level 1 and print the level you need. This from-memory page can be used after any level: print it as often as you like. Move to the next level when your child writes clearly without the dots, not by counting sessions.